

We Make it Easy for You to Help Kids Love Books.

# Here are some other ways Barnes & Noble can help you encourage kids to read.

## Educator Discounts

Throughout the year, you can save 20% on classroom purchases at our stores. And during our special Educator Appreciation Events, you'll save 25% on both classroom and personal purchases. Stop in and apply for an Educator's Discount Card at any Barnes & Noble bookstore.

## Reading Lists

If you have a summer or fall reading list, bring it to your local Barnes & Noble. We'll keep a copy on file to help your students and their parents find what they need.

## Field Trips

Looking for an interesting destination for your next field trip? Just call your local Barnes & Noble bookstore. The Community Relations Manager will be happy to help you plan an informative, fun-filled visit.

## Barnes & Noble Bookfairs

Our Bookfairs provide the perfect fundraising opportunity for your school. During a designated period, parents and students shop at Barnes & Noble using Bookfair vouchers—and we do the rest. Your school earns a percentage of net voucher proceeds—up to 25%. Just call your local store for details.

## Barnes & Noble Membership™

You, your students, and their parents can save money all year long with the Barnes & Noble Membership program. In stores and online, Members save 40% on hardcover bestsellers, 20% on all adult hardcovers, and 10% on all other purchases, including already discounted items, bargain books, music, DVDs, café, and more. It's just another reason to make Barnes & Noble your bookstore of choice.

## 2008 BARNES & NOBLE

# SUMMER READING

## with ANDREW CLEMENTS


### Dear Educator,

Now in its twelfth year, Barnes & Noble Summer Reading partners with educators to inspire readers in the first through sixth grades to earn a free book. This year we've invited Andrew Clements, author of the bestselling *Frindle*, to help us—and you—foster a love of reading and its rewards.

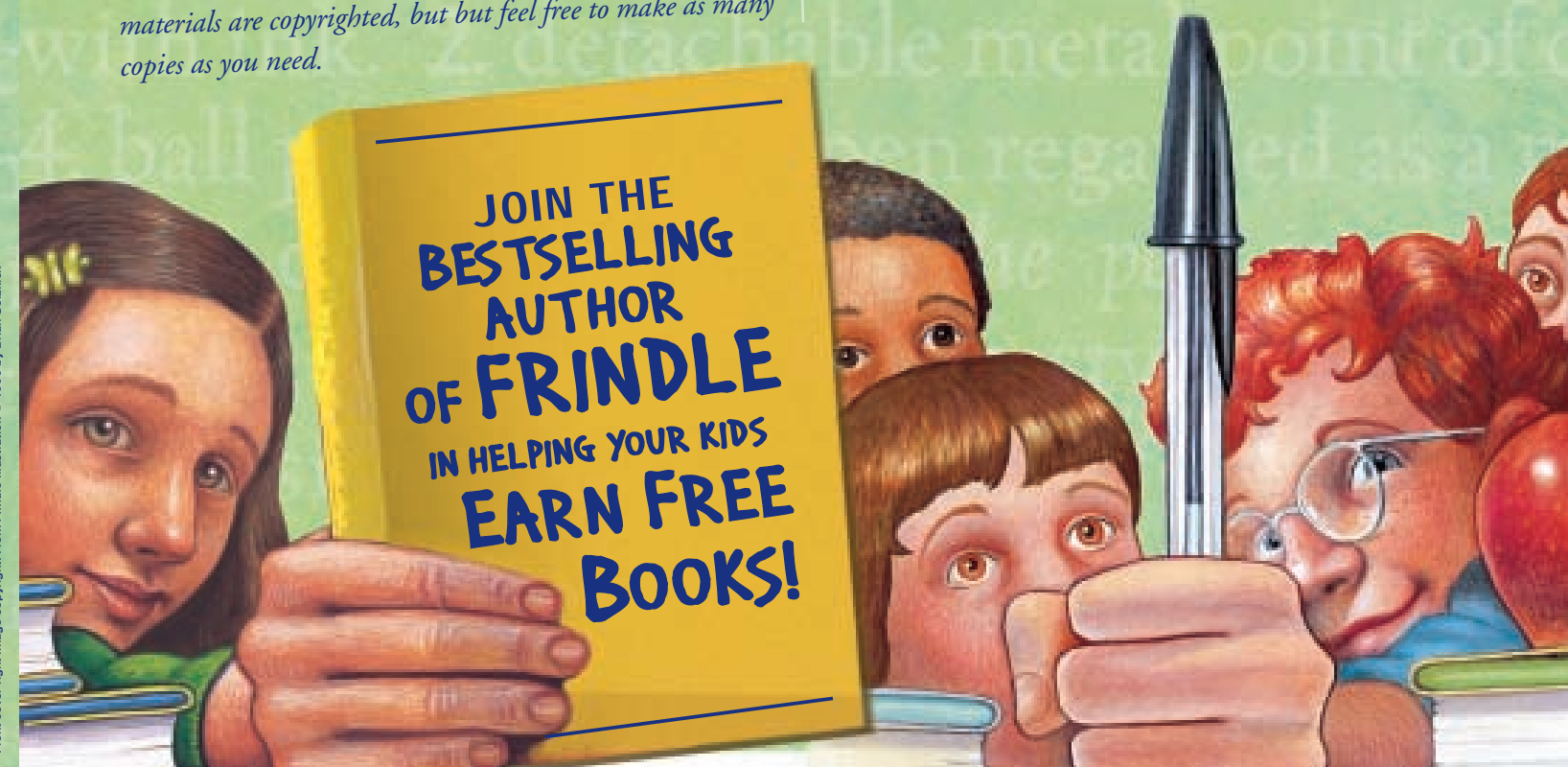
The fun and exciting activities of *Summer Reading with Andrew Clements* are designed to reinforce learning, nurture skills, and motivate students to extend their reading through the summer. Students can pick the titles they want to read and proceed at their own pace. Everything you need to help your students participate—and earn a free book!—is included in this package. *These materials are copyrighted, but but feel free to make as many copies as you need.*

Online at [bn.com/summerreading](http://bn.com/summerreading), you'll find special interactive content, including a video interview with Andrew Clements, Summer Reader polls, and printable versions of the Summer Reading Journal and activity kits. We also encourage you to join the Family Room discussion in our free online Book Clubs, where we'll be discussing Summer Reading throughout the season.

We hope you'll begin using this kit and related materials as the school year winds down, inviting your students to join Andrew Clements to have fun and earn free books in our Summer Reading program.



Back cover image copyright: From The Report Card illustration © 2004 by Brian Selznick  
Front cover left image copyright: From The School Story illustration © 2001 by Brian Selznick  
Front cover right image copyright: From Frindle illustration © 1996 by Brian Selznick



# BARNES & NOBLE SUMMER READING

## with ANDREW CLEMENTS

# ACTIVITIES for KIDS

Activity sheets are included in this kit. They are also available online at [www.bn.com/summerreading](http://www.bn.com/summerreading)


### ACTIVITY 1

## FIND YOUR FAVORITES

### Identifying Authors and Illustrators

**Concepts Covered:** Students learn to identify an author's or an illustrator's particular style and choose their favorites. This activity will go hand in hand with the author/illustrator study you conducted during the school year.

- Using the questions on Activity Sheet 1, ask your students to think about what makes their favorites so special.
- Ask older students to imagine the title of their favorite author's next book. Have them compose the opening of this book in the style of the author and share their ideas with the class.



You can learn more about many of your students' favorite authors at Barnes & Noble.com. Just go to [www.bn.com/writersforkids](http://www.bn.com/writersforkids)

### ACTIVITY 2


## FICTION AND NON-FICTION

### Exploring Different Kinds of Books

**Concepts Covered:** Students explore different genres and learn the difference between fiction and non-fiction. This activity will complement the genre study you conducted during the school year.

- Reintroduce genres to your class—mysteries, biographies, fantasy, history, humor. Which are fiction? Which non-fiction? Discuss the characteristics of each genre and ask students to pick their favorites.
- Ask your students to fill out Activity Sheet 2. You can encourage the use of classroom tools or use this activity as the starting point for a library lesson. Go over the books the students have listed. Discuss which types of books they like and which new genres they might like to explore.


- Bonus Activity:** Your students can "produce" a TV or radio commercial, or write an ad for a newspaper or magazine, describing their favorite genre. Let them decide which program or publication would reach the most receptive audience, then perform their skits or post their ads on a bulletin board.



### ACTIVITY 3

## WHAT'S IN A WORD?

### Using the Dictionary




**Concepts Covered:** Students test their vocabulary and dictionary skills, and learn about word roots.

- Frindle* is about a boy who makes up a new word for a common object. Ask students to use Activity Sheet 3 to list the names of five things they use every day, and then invent new words for them. Students can share these invented names with classmates and have them guess their intended meaning.
- In the space provided on Activity Sheet 3, have students write a list of five unfamiliar words and ask them to assign their own meanings to them. Use a dictionary to compare their definitions to the real ones. Discuss the roots and etymologies of the words, encouraging students to use a dictionary to look them up.

### ACTIVITY 4

## LESSONS THAT LAST

### Writing a Memoir



**Concepts Covered:** Students employ the outlining and compositional skills they have been developing all year to plan and begin a short memoir.



- At the end of *Frindle*, the now grown-up main character, Nick Allen, has come to appreciate the lessons Mrs. Granger taught him back in fifth grade. Ask students to think about the teacher who has taught them the most valuable lessons.
- Using Activity Sheet 4, students can begin a story based on their memory of a favorite teacher. Suggest they start the story by setting the scene in this teacher's classroom on the first day of school, and ask them to compose the first few sentences in the space provided.

## READING JOURNAL

### Participating in the Summer Reading Program

- Discuss with your students the kinds of books they might enjoy reading over the summer. You know better than anyone which titles will best meet the needs of your class.
- Explain to your students that Barnes & Noble started its summer reading program to offer kids a real reward for reading—a chance to earn free a book.
- Distribute the Summer Reading Journals. The rest is simple—students enter the names of their books as they read them. When they've read eight books, they can return the completed form to any Barnes & Noble bookstore to get a free book (see form for details).

Parent/guardian signatures are required.



## EXTRA CREDIT

- Your students might want to talk more about authors and illustrators. What would they expect to see on a writer's desk? In an artist's studio?
- Try making the traditional "What I Did on My Summer Vacation" essay more fun by asking students to record their summertime experiences in a neighborhood newspaper, inspired by Andrew Clements's *The Landry News*.

# BARNES & NOBLE SUMMER READING

with **ANDREW CLEMENTS**

## ACTIVITY 1

### FIND YOUR FAVORITES

Identifying your favorite authors and illustrators is an important part of exploring the world of books. Answer the questions below to focus on why you like this person's work.

1. Who is your favorite author or illustrator?

---

---

2. What was the first book you read by this person?

---

---

3. Who recommended this book or read it to you?

---

---

4. What other books have you read by your favorite author or illustrator?

---

---

5. What additional books by him or her do you plan to read this summer?

---

---

6. What makes this person's book(s) so special to you?

---

---

7. Are you able to identify this author/illustrator's writing/art style?

---

---

8. What makes it so easy to recognize?

---

---

9. What else would you like this person to write or draw?

---


---

10. Does anything else you've read share similar qualities?

---

---

**BARNES & NOBLE**  
BOOKSELLERS



Top image copyright: From *Frindle* Illustration © 1996 by Brian Selznick  
Bottom image copyright: Illustration by Mark Elliott from *No Talking* © 2007 by Andrew Clements

# BARNES & NOBLE SUMMER READING

with ANDREW CLEMENTS

## ACTIVITY 2

### FICTION AND NON-FICTION

It's important to understand the difference between fiction and non-fiction. Fiction is a story made up from the writer's imagination. It can include real people and events, but the story is imaginary. Non-fiction is written entirely from factual information. Even though they are filled with details of classroom life, Andrew Clements's books are fiction.

There are a number of different types (or genres) of books you can read. Use the check boxes to mark which types of books are fiction and which non-fiction. Then list an example of each from your own reading.

	Fiction	Non-Fiction	Examples You Have Read
Mystery	<input type="checkbox"/>	<input type="checkbox"/>	_____
Humor	<input type="checkbox"/>	<input type="checkbox"/>	_____
Biography	<input type="checkbox"/>	<input type="checkbox"/>	_____
Diary	<input type="checkbox"/>	<input type="checkbox"/>	_____
Fantasy	<input type="checkbox"/>	<input type="checkbox"/>	_____
History	<input type="checkbox"/>	<input type="checkbox"/>	_____
Nature	<input type="checkbox"/>	<input type="checkbox"/>	_____
Tall Tale	<input type="checkbox"/>	<input type="checkbox"/>	_____
Reference	<input type="checkbox"/>	<input type="checkbox"/>	_____

You should read different types of books just as you should eat a well-balanced diet. Have fun this summer by exploring different genres. Start your reading list here.

- Biography \_\_\_\_\_
- Humor \_\_\_\_\_
- History \_\_\_\_\_
- Mystery \_\_\_\_\_
- Series \_\_\_\_\_



**BARNES & NOBLE**  
BOOKSELLERS

Top image copyright: From *Frindle* Illustration © 1996 by Brian Selznick  
Bottom image copyright: From *Jake Drake Know-It-All* Illustration © 2007 by Janet Pedersen

# BARNES & NOBLE SUMMER READING

with ANDREW CLEMENTS

## ACTIVITY 3


### WHAT'S IN A WORD?

*Frindle* is about a boy who makes up a new word for a common object. On the left hand blanks below, write the name of five things you use every day. Then make up new names for these things and write them on the right. See if your classmates can guess what your invented words mean.

Old Word	New Word
1. _____	_____
2. _____	_____
3. _____	_____
4. _____	_____
5. _____	_____

Ask your teacher to provide five unfamiliar words. Write them on the lines on the left below. On the right, guess what they might mean.

Unfamiliar Word	Your Guess
1. _____	_____
2. _____	_____
3. _____	_____
4. _____	_____
5. _____	_____



**BARNES & NOBLE**  
BOOKSELLERS

Images copyright: From *Frindle* Illustration © 1996 by Brian Selznick

BARNES & NOBLE SUMMER READING  
with ANDREW CLEMENTS

# ACTIVITY 4

## LESSONS THAT LAST

Think of the teacher who has taught you the most.  
 Can you remember the first day in his or her classroom?  
 Begin a story about your experiences with this teacher by describing  
 the classroom as it looked to you on the first day of school.

---

---

---

---

---

---

---

---

---

---

---

---

---

---

---

---

---

---

---

---

---

---



BARNES & NOBLE  
BOOKSELLERS

Images copyright: From *Frindle* Illustration © 1996 by Brian Selznick

**BARNES & NOBLE SUMMER READING**  
with **ANDREW CLEMENTS**

# “IMAGINE IF YOU CALLED IT A FRINDLE”

Belief in the power of words is at the heart of all of Andrew Clements’s stories and books, especially the bestselling *Frindle*.

“Sometimes,” Clements writes, “kids ask how I’ve been able to write so many books. The answer is simple: one word at a time.” Clements’s words have added up to become popular books like *No Talking*, *The Landry News*, and *Lunch Money*—school stories that are funny and wise. Now Andrew Clements wants you to join him in taking reading outside the classroom this summer—and to help you earn a FREE book from Barnes & Noble.

## IT’S EASY TO EARN YOUR FREE BOOK!

1. Read any eight (8) books of your own choosing.
2. Use your **Summer Reading Journal** (see other side) to tell us your favorite part of each book. Have your parent or guardian sign your journal when it is complete.
3. Bring your completed **Reading Journal** to a Barnes & Noble store between May 29th and Sept. 2nd.
4. We’ll give you a coupon for a FREE book! Choose from a list of exceptional paperback titles.\*

\* Eligible books will be listed on the coupon. Choices must be made from available stock. No special orders. Limit of one (1) form per school-age child (grades 1-6), please. Incomplete forms will be ineligible for free books.

**BARNES & NOBLE**  
BOOKSELLERS

Online at [www.bn.com/summerreading](http://www.bn.com/summerreading)—  
video interview with Andrew Clements & more

# BARNES & NOBLE SUMMER READING

with ANDREW CLEMENTS

GRADE:

STUDENT NAME:

SCHOOL:

PARENT / GUARDIAN NAME:

PARENT / GUARDIAN PHONE # or EMAIL:

PARENT / GUARDIAN SIGNATURE:

TITLE and AUTHOR	FAVORITE PART OF THE STORY
1.	
2.	
3.	
4.	
5.	
6.	
7.	
8.	

**Win a free autographed copy of an Andrew Clements book!**

This form serves as your entry form. Be sure to include a parent or guardian's phone number or email address so we can let him or her know if you win.