

It's everybody's favorite fancy girl

# Fancy NANCY



For more fun with Nancy,  
visit [www.harpercollinschildrens.com](http://www.harpercollinschildrens.com)!

HarperCollinsChildren'sBooks

## Activity Un (that's French for One)

Transform yourself into a beautiful butterfly!

In *Bonjour Butterfly*, Nancy teaches Bree how to make butterflies using the letter B.



Now, you can do the same thing to make your own butterfly wings!

Line art drawings of instructions to come.

1. On a thick piece of white paper, draw two letter Bs back-to-back. Make them as big or little as you want your wings to be, but to make sure they're the same size so your wings are even.
2. Ask a grown-up to help you cut out your news wings.
3. Now, fold them in half where the Bs meet in the middle.
4. Decorate your wings on the front and back. Make sure you use lots of colors and plenty of glitter! Butterflies are beautiful and your wings will be too!
5. Again, ask an adult to help you make a hole at the top and a hole at the bottom.
6. Pull a piece of string through the top hole and around through the bottom hole and then tie again at the top. Make sure to leave some slack—these will be where you put your arms to hold your wings on.
7. Put your new wings on like a backpack and transform yourself into a beautiful butterfly!

## Activity Deux (that's French for Two)

Nancy and Bree are the best of friends  
and they love watching butterflies together.  
Color them in and make their world beautiful!



Clean line art  
re-draw of this  
image to come.

## Activity Trois (that's French for Three)

Sometimes Nancy acts very mature (that's a fancy word for grown-up). Other times, she does not act nice at all. Draw a line to the picture that best describes how Nancy is acting from the list of behaviors below.



Angry



Helpful

Sad



Excited




## Activity Quatre (that's French for Four)

### Make your own butterflies!



Nancy has decorated her room with beautiful butterflies, and so can you. Ask a grown-up to help you cut out the butterfly shapes below. Decorate them to make them beautiful. Then glue each of them to Popsicle sticks and have fun!

Here's another idea: make a hole where the wings meet and tie a string through them. Now you can hang them from your walls like Nancy for a beautiful butterfly bedroom!



Permission to reproduce and distribute this page has been granted by the copyright holder, HarperCollins Publishers. All rights reserved.

Illustrations © Robin Preiss Glasser

## Reproducible Activité

[www.fancynancybooks.com](http://www.fancynancybooks.com)

**Activity Cinq** (the French pronounce this "Seenk")

Nancy learns that butterflies speak French, which is the fanciest language to speak! Can you match the English words with the French words below?

Bonjour!

Please reply

Répondez sil  
vous plait

Thank you

Oui, oui, oui!

Ice cream  
sundae

Parfait

Hello!

Merci

Yes, yes, yes!


## Activity Six (the French pronounce this "Seece")

In *Fancy Nancy and the Boy from Paris*, Nancy makes a new ami (that's French for friend) named Robert. Can you draw a picture of one of your friends? Draw yourself in the picture, too!

### Reproducible Activité



## Friends Forever!

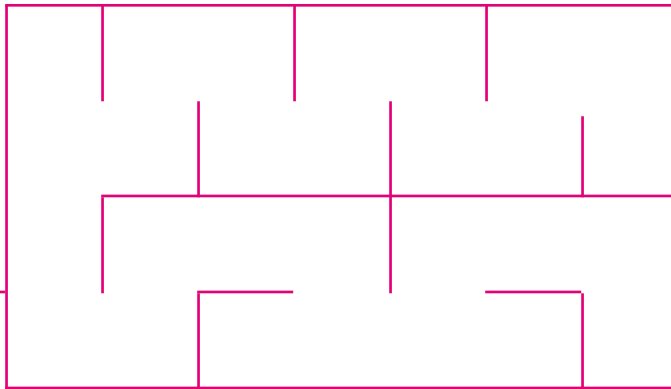


Permission to reproduce and distribute this page has been granted by the copyright holder, HarperCollins Publishers. All rights reserved.

# Activity Sept (that's French for Seven)


In *Fancy Nancy at the Museum*, Nancy's class goes to the museum.  
Can you help them find the fastest route?

START



Oops, wrong turn!

Too much lunch!



YOU DID IT!



Give Nancy some color and show off  
how fancy you can be!

Fancy

NANCY



HarperCollinsChildren'sBooks

Find out more at [www.harpercollinschildrens.com](http://www.harpercollinschildrens.com)

No one knows fancy like Nancy.  
Do you know fancy too?  
Circle only the fancy items below.



*Nancy likes to make everything fancy!  
Help Nancy make her room fancy by adding decorations!*



Fancy  
**NANCY**

REPRODUCIBLE ACTIVITY

Find out more at [www.harpercollinschildrensbooks.com](http://www.harpercollinschildrensbooks.com)

# Dress up Fancy Nancy!

Hi, my name is Nancy, and I love being fancy.  
Ask a grown-up to cut me out, then dress me up!



Originally appeared in *Nick Jr. Family Magazine*, August 2006. Reproduced with permission of *Nick Jr. Family Magazine*.

For more fun with Nancy, visit [www.harpercollinschildrens.com](http://www.harpercollinschildrens.com)!

Nancy likes to call things  
by their fancy names.

Match these fancy words to the pictures.



tiara

parfaits

plume

tome

mère

père

sœur

