

nook™

Tour


Version 1.3

BARNES&NOBLE

Welcome

Your NOOK, the Barnes & Noble Reader, has many great features, designed to give you the best reading experience, including:

- **An electronic-ink reading screen** that gives you a sharp, clear reading experience like print on paper
- **A color touchscreen** that displays menus and icons, book covers, and a keyboard as needed, making browsing your library and our eBookstore quick, easy, and fun
- **B&N Fast & Free Wireless and Wi-Fi connectivity**

Try things: You can explore everything we cover here as you read about it. Tap the  NOOK button then reading now to return to the Tour. When you have finished the Tour, tap the NOOK button. If the touchscreen is dimmed, tap it to light it up.



To turn the page, press the lower button on the right or left side of your NOOK. To go back a page, press one of the upper buttons. When the touchscreen dims completely, swipe your finger to turn pages.



Controls

The color touchscreen displays menus for accessing your NOOK's features.

Home menu

The Home menu on the touchscreen is your jumping-off point to the different areas of your NOOK.



When the touchscreen is lit, tap the NOOK button below the reading screen to display the Home menu.

Touchscreen menus

While reading, browsing your library, or shopping, the touchscreen displays the right menu options to help you with any task.



Tap this button to return to a higher-level menu or to move back to the source of a link.




A scrollbar appears when more than four menu options are available. Swipe up and down on the menus (not the scrollbar) to scroll through them.

Use these buttons on the touchscreen to navigate on the reading screen (for example, to pick a book to read in your library):




- ▲ Move the cursor up and down on the reading screen. Press and hold a button to skip to the top or bottom of the page.
- Tap this button to read or select an item.

Show Covers

In your library and for search results in the Shop, you can view a gallery of covers. Swipe your finger from side to side to scroll through the gallery.



Status bar

The top of the reading screen displays a status bar. When reading, you see the title, battery level , and time. At other times, you see the battery level, Wi-Fi  or cellular  signal strength, and the time. In a bookstore, you see **B&N**.



The Daily

Receive exclusive new content in The Daily:

- Brighten your day with **Grin & Tonic**, a fresh view of the world, crafted exclusively for NOOK readers by prominent writers.
- **Daybook** presents a digest of B&N review content, an article of the day, and a significant event that occurred on this date in literary history.
- **Unbound** is a NOOK and B&N eReader blog. Look for daily posts on great new eReads, bestselling eBooks, and eBook offers (including free downloads).

The Daily is also a message center:

- If you've subscribed to periodicals, you'll be notified when new issues are delivered. The number of new items is displayed on the Home screen.
- Receive notices from friends offering to lend you eBooks.
- Receive notices about free software updates and enhancements.

// Library

Your library gives you easy access to your eBooks, magazines, and newspapers. Your NOOK has lots of space for eBooks (about 1500), which can be expanded by adding your own microSD card. You can also store music, audiobooks, and images.

Your library keeps online back-up copies of all of the eBooks you have previously purchased from BN.com or your NOOK.



To visit your library, tap my library on the Home menu.

LendMe™

Share your favorite eBooks with friends and family by lending an eBook one time for 14 days.



To lend an eBook, go to your library, select an eBook, and tap Lend. When family and friends offer to lend you eBooks, you'll receive notices in The Daily.



Shop

Access the eBookstore at Barnes & Noble.com from your NOOK anytime. The eBookstore has the world's largest selection of electronic books and periodicals. You can:

- Wirelessly purchase and download eBooks.
- Subscribe to newspapers and magazines, or purchase single issues.
- Download and read free samples of eBooks so you can try before you buy.

Wireless access is widely available in the United States through B&N Fast & Free Wireless. You can also connect through Wi-Fi hotspots, including complementary ones in Barnes & Noble Bookstores.



To visit the Shop, tap shop on the main menu. To purchase an eBook, highlight it and then tap Select. Tap Buy and Buy Now to confirm your purchase. The eBook will be charged to your account's credit card and automatically downloaded to your NOOK.



Reading

You're going to love reading eBooks, magazines, and newspapers on your NOOK. Your NOOK supports ePub and PDB files (like those you'll get from the Barnes & Noble eBookstore), as well as PDF files you can load from your computer using a file manager and the included USB cable.



To read an item in your library, navigate to it and then tap Select.

Your NOOK remembers where you are reading in each eBook or periodical. Tap reading now on the Home menu to pick up right where you left off.

Choose a font and text size

Your NOOK makes reading comfortable by offering a choice of several fonts and five text sizes. Tap Font to change the text font and size.

Look up words

When you come to a word you don't know, look it up in Merriam-Webster's Collegiate® Dictionary, without leaving the page you are reading. Just tap Look up word.

Read in stores

Read many eBooks when visiting Barnes & Noble Bookstores free of charge. Read an eBook for up to one hour per day.



Select an eBook in the Shop and tap Read In Store.

Bookmarks and notes

Bookmark pages you want to refer back to in the future. Highlight interesting passages. Add notes.



To bookmark a page, tap Bookmarks > Add bookmark. To add highlights or notes, tap Highlights and notes and follow the prompts.

Rate

Your opinion matters. Rate the eBooks and periodical subscriptions that you own. Your ratings help others.



Highlight an item in your library, tap View Item Details & Options, and tap the menu with stars.



Play games

Play games on your NOOK. Chess and Sudoku are included in this release.



To play a game, tap games on the Home menu and then choose the game from the list of games.



Wi-Fi

Connect your NOOK to Wi-Fi hotspots to speed up downloads and browse the World Wide Web.

Your NOOK automatically connects to Wi-Fi hotspots in Barnes & Noble stores. You can connect to other hotspots too.



To connect to a Wi-Fi hotspot, tap wi-fi on the Home menu. Then tap **Wi-Fi hotspot** and choose the hotspot to connect to.



Music

Listen to your favorite music while reading, or while doing other things with your NOOK, such as browsing your library or shopping. You can also listen to audiobooks, podcasts, or any other MP3 and OGG files.

Your NOOK's audio player lets you pick songs and shuffle your playlist.



To listen to music, tap audio on the Home menu or Open Audio Player from the Reader.



Web

Browse the World Wide Web when connected to a Wi-Fi hotspot. Find a restaurant, Barnes & Noble Bookstore, or a quiet place to read.



To browse the web, tap web on the Home menu.




Settings

Tap settings to personalize your NOOK to suit your taste.

Display: Choosing your own wallpaper and screensavers is a breeze. Pick from preloaded collections, or use USB to load your own images (JPG, GIF, PNG, or BMP) from a computer.

Contacts: Your NOOK can store email addresses of friends and family to help you share great books easily.

Enjoy your NOOK!

You have finished the tour. If the touchscreen is dimmed, tap it to light it up. Tap the  NOOK button to use your NOOK. For reference, this Tour and the User Guide are in your library.

For tutorials and tips on how to make reading more enjoyable than ever before, go to:

www.nook.com

Barnes & Noble, Inc. 122 Fifth Avenue, New York, NY 10011
USA.

© **2009 Barnes & Noble, Inc. All rights reserved.**

NOOK and the NOOK logo are trademarks of Barnes & Noble, Inc. or its affiliates. Patent pending.

Guide Revision 1.3.0.1